



SRI SANKARA ARTS & SCIENCE COLLEGE

Autonomous

*A Unit of Sri Kanchi Kamakoti Peetam Charitable Trust
and Affiliated to University of Madras
Accredited by NAAC with 'A' Grade*

ENATHUR, KANCHIPURAM - 631 561. Phone : 044-27264066, 044-27264066

Minutes of the Admission Committee Meeting held on 2.08.2019

Venue: Board Room.

Participants:

1. Dr. V. B. Hrishikesan, Secretary, Sri Sankara Arts and Science College
2. Dr. K. R. Venkatesan, Principal, Sri Sankara Arts and Science College
3. Mr. R. Krishnamurthy, Head, Dept. of Computer Science
4. Mr. E. Praveen Kumar, Assistant Professor, Dept. of Microbiology

Agenda of the Meeting:

- To invite closing comments on the admission process carried out for the academic year 2019-20.
- To analyse and ascertain the statistics pertaining to the admission such as number of applications sold, number of students admitted, etc.,
- To take stock of the number of additional seats to be sought from the University of Madras in the respective Departments.
- To scrutinize the student ratio for each course.
- To ascertain the compliance to the admission rules and regulations set by the Government of Tamil Nadu and University of Madras.

Proceedings of the Meeting:

- The welcome address was delivered by Mr. R. Krishnamurthy, Head, Dept. of Computer Science.
- Principal revealed that the total number of application forms sold for the current academic year as listed below:

APPLICATIONS SOLD	UG	PG
TOTAL	2298	365

- Principal announced the Total head count of the number of students admitted for the academic year 2019-20 in the UG & PG programmes as stated below:

DEPARTMENT	STUDENTS ADMITTED	
	UG	PG
BBA	154	60
BCA	220	-
BCOM	384	39
BIO CHEMISTRY	90	20
BIO TECH	33	19
BSC CS	220	30
ENGLISH	77	39
MATHS	140	29
MICROBIOLOGY	90	26
PHYSICS	56	18
TAMIL	77	14
CST	26	-
TOTAL	1567	294





- Admission statistics for the academic year 2019-20 is enclosed as Annexure.
- After taking stock of the admission demands for each course, Principal announced that an additional 10% of allotted seats have been sought from the University of Madras, towards additional intake for various Departments.

- Principal also brought out the student ratio statistical analysis for the respective Departments as mentioned below:

DEPARTMENT	STUDENTS RATIO			
	Application received		Students admitted	
	UG	PG	UG	PG
BBA	167	63	154	60
BCA	245	-	220	-
BCOM	420	41	384	39
BIO CHEMISTRY	101	19	90	20
BIO TECH	35	22	33	19
BSC CS	243	33	220	30
ENGLISH	84	40	77	39
MATHS	158	31	140	29
MICROBIOLOGY	101	26	90	26
PHYSICS	65	20	56	18
TAMIL	78	14	77	14
CST	28	-	26	-
TOTAL	1725	309	1567	294

- Principal reiterated that the admission procedures were carried out fully conforming to the rules and regulations set by Government of Tamil Nadu and University of Madras.
- Principal personally thanked all the committee members for their relentless services for the Admissions 2019-20.
- The meeting concluded with vote of thanks delivered by E. Praveen Kumar, Assistant Professor, Dept. of Microbiology.

Signature of the Members:

1. Dr. V. B. Hrishikesan - 
2. Dr. K. R. Venkatesan - 
3. Mr. R. Krishnamurthy - 
4. Mr. E. Praveen Kumar - 

ANNEXURE
SRI SANKARA ARTS & SCIENCE COLLEGE, ENATHUR, KANCHIPURAM
ADMISSION STATISTICS FOR THE YEAR 2019 - 2020

SHIFT - I (0121)

Date : 31.07.2019

CLASS	OC	BC	MBC	SC/ST /DNC	total sanctioned strength	Sanctioned Strength with 10% increase	Total Admission	total seats allotted
Phy	3	21	27	5	50	5	56	55
Bio	2	18	20	6	42	4	46	46
Micro	4	12	18	12	42	4	46	46
Bio Tech	4	12	10	7	30	3	33	33
Comp.Sci	1	52	38	19	100	10	110	110
Mathematics	0	25	32	13	70		70	70
English	1	29	22	25	70	7	77	77
Tamil	0	19	48	10	70	7	77	77
B.C.A	1	67	34	8	100	10	110	110
B.Com	25	113	72	20	210	21	230	231
B.B.A	4	25	36	12	70	7	77	77
M.B.A	4	30	20	6	60		60	60
M.A English	0	19	11	9	40		39	40
M.Sc. Maths	1	16	9	3	40		29	40
M.Sc. CST	2	12	7	5	26		26	26
M.Sc. CS	0	6	4	1	26		11	26
M.Sc. App.Micro	1	14	6	5	26		26	26
M.Sc. Bio	1	13	5	1	26		20	26
M.COM	4	20	11	4	40		39	40
M.SC Physics	0	9	4	5	40		18	40
M.A. Tamil	1	4	5	4	40		14	40
M.Sc Bio Tech	4	8	5	2	20		19	20
TOTAL	63	544	444	182	1233		1233	1316

SHIFT - II (0122)

Maths	0	31	28	11	70		70	70
Comp.Sci	3	48	41	18	100	10	110	110
B.C.A	7	47	42	14	100	10	110	110
Bio	4	26	8	6	40	4	44	44
Micro	4	21	10	9	40	4	44	44
B.Com	11	74	46	23	140	14	154	154
B.B.A	2	26	26	23	70	7	77	77
M.Sc CS	12	6	1		26		19	26
TOTAL	43	279	202	104	586		628	635

SHIFT I	1233
SHIFT II	628
Total	1861


Principal