



SRI SANKARA ARTS & SCIENCE COLLEGE

Autonomous

*A Unit of Sri Kanchi Kamakoti Peetam Charitable Trust
and Affiliated to University of Madras
Accredited by NAAC with 'A' Grade*

ENATHUR, KANCHIPURAM - 631 561. Phone : 044-27264066, 044-27264066

Minutes of the Admission Committee Meeting held on 19.11.2020

Venue: Board Room.

Participants:

1. Dr. V. B. Hrishikesan, Secretary, Sri Sankara Arts and Science College
2. Dr. K. R. Venkatesan, Principal, Sri Sankara Arts and Science College
3. Mr. R. Krishnamurthy, Head, Dept. of Computer Science
4. Mr. P. Elumalai, Assistant Professor, Dept. of Mathematics

Agenda of the Meeting:

- To review the admission process for the academic year 2020-21.
- To discuss the statistics relating to the admission process such as number of applications sold, number of students admitted, etc.,
- To decide on the number of additional seats to be applied for from the University of Madras in the respective Departments.
- To analyse the student ratio for each course.
- To discuss the conformity of the admission rules and regulations set by the Government of Tamil Nadu and University of Madras.

Proceedings of the Meeting:

- The welcome address was delivered by Mr. R. Krishnamurthy, Head, Dept. of Computer Science.
- Principal revealed that the total number of application forms sold for the current academic year as listed below:

| APPLICATIONS SOLD | UG | PG |
|-------------------|------|-----|
| TOTAL | 1793 | 331 |

- Principal announced the final head count of the number of students admitted for the academic year 2020-21 in the UG & PG programmes as stated below:

| DEPARTMENT | STUDENTS ADMITTED | |
|-----------------|-------------------|------------|
| | UG | PG |
| BBA | 154 | 60 |
| BCA | 275 | - |
| BCOM | 464 | 40 |
| BIO CHEMISTRY | 77 | 22 |
| BIO TECH | 56 | 12 |
| BSC CS | 220 | 31 |
| ENGLISH | 56 | 27 |
| MATHS | 65 | 34 |
| MICROBIOLOGY | 90 | 16 |
| PHYSICS | 50 | 21 |
| TAMIL | 132 | 13 |
| CST | 26 | - |
| M.PHIL ENGLISH | - | 03 |
| M.PHIL MICRO | - | 01 |
| M.PHIL COMMERCE | - | 03 |
| PhD. ENGLISH | - | 02 |
| PhD. COMMERCE | - | 09 |
| TOTAL | 1665 | 294 |

- Admission statistics for the academic year 2020-21 is enclosed as Annexure.
- After taking stock of the admission demands for each course, Principal announced that an additional 10% of allotted seats have been sought from the University of Madras, towards additional intake for various Departments.





- Principal also brought out the student ratio statistical analysis for the respective Departments as mentioned below:

| DEPARTMENT | STUDENTS RATIO | | | |
|-----------------|----------------------|------------|-------------------|------------|
| | Application received | | Students admitted | |
| | UG | PG | UG | PG |
| BBA | 159 | 60 | 154 | 60 |
| BCA | 276 | - | 275 | - |
| BCOM | 485 | 40 | 464 | 40 |
| BIO CHEMISTRY | 85 | 22 | 77 | 12 |
| BIO TECH | 56 | 12 | 56 | 12 |
| BSC CS | 220 | 31 | 220 | 31 |
| ENGLISH | 56 | 29 | 56 | 27 |
| MATHS | 70 | 34 | 65 | 34 |
| MICROBIOLOGY | 92 | 16 | 90 | 16 |
| PHYSICS | 57 | 21 | 50 | 21 |
| TAMIL | 140 | 13 | 132 | 13 |
| CST | 26 | - | 26 | - |
| M.PHIL ENGLISH | - | 03 | - | 03 |
| M.PHIL MICRO | - | 01 | - | 01 |
| M.PHIL COMMERCE | - | 03 | - | 03 |
| PhD. ENGLISH | - | 02 | - | 02 |
| PhD. COMMERCE | - | 09 | - | 09 |
| TOTAL | 1665 | 298 | 1665 | 294 |

- Principal reiterated that the admission procedures were carried out with strict adherence to the rules and regulations set by Government of Tamil Nadu and University of Madras.
- Principal personally thanked all the committee members for rendering their dedicated service for the Admissions 2020-21.

- The meeting concluded with vote of thanks delivered by P. Elumalai, Assistant Professor, Dept. of Mathematics.

Signature of the Members:

1. Dr. V. B. Hrishikeshan - 
2. Dr. K. R. Venkatesan - 
3. Mr. R. Krishnamurthy - 
4. Mr. P. Elumalai - 

ANNEXURE
SRI SANKARA ARTS & SCIENCE COLLEGE, ENATHUR, KANCHIPURAM
ADMISSION STATISTICS FOR THE YEAR 2020 - 2021

SHIFT - I (0121)

Date : 16.11.2021

| CLASS | OC | BC | MBC | SC/ST /DNC | total sanctioned strength | Sanctioned Strength with 10% increase | Total Admission | total seats allotted |
|-----------------|-----------|------------|------------|------------|---------------------------|---------------------------------------|-----------------|----------------------|
| Phy | 2 | 19 | 25 | 4 | 50 | | 50 | 50 |
| Bio | 1 | 10 | 21 | 5 | 42 | | 37 | 42 |
| Micro | 1 | 22 | 17 | 6 | 42 | 4 | 46 | 46 |
| Bio Tech | 3 | 27 | 16 | 10 | 50 | 5 | 56 | 55 |
| Comp.Sci | 2 | 58 | 33 | 17 | 100 | 10 | 110 | 110 |
| Mathematics | 0 | 8 | 9 | 3 | 70 | | 20 | 70 |
| English | 1 | 21 | 16 | 18 | 70 | | 56 | 70 |
| Tamil | 1 | 30 | 68 | 33 | 140 | | 132 | 140 |
| B.C.A | 6 | 82 | 55 | 22 | 150 | 15 | 165 | 165 |
| B.Com | 19 | 112 | 77 | 23 | 210 | 21 | 231 | 231 |
| B.B.A | 1 | 22 | 32 | 22 | 70 | 7 | 77 | 77 |
| M.B.A | 5 | 33 | 19 | 3 | 60 | | 60 | 60 |
| M.A English | 2 | 13 | 7 | 5 | 40 | | 27 | 40 |
| M.Sc. Maths | 1 | 19 | 9 | 5 | 40 | | 34 | 40 |
| M.Sc. CST | 1 | 13 | 7 | 5 | 26 | | 26 | 26 |
| M.Sc. CS | 0 | 7 | 8 | 1 | 26 | | 16 | 26 |
| M.Sc. App.Micro | 2 | 7 | 4 | 3 | 26 | | 16 | 26 |
| M.Sc. Bio | 3 | 12 | 7 | 0 | 26 | | 22 | 26 |
| M.COM | 4 | 23 | 7 | 6 | 40 | | 40 | 40 |
| M.SC Physics | 0 | 9 | 8 | 4 | 40 | | 21 | 40 |
| M.A. Tamil | 0 | 1 | 8 | 4 | 40 | | 13 | 40 |
| M.Sc Bio Tech | 0 | 9 | 3 | 0 | 20 | | 12 | 20 |
| M.PHIL MICRO | 0 | 1 | 0 | 0 | 20 | | 1 | |
| M.PHIL ENGLISH | 0 | 1 | 1 | 1 | 20 | | 3 | |
| M.PHIL COMMERCE | 0 | 2 | 0 | 1 | 20 | | 3 | |
| PhD-Eng | 0 | 2 | 0 | 0 | 20 | | 2 | |
| PhD-Commerce | 1 | 4 | 1 | 3 | 20 | | 9 | |
| TOTAL | 56 | 567 | 456 | 199 | 1278 | | 1268 | 1440 |

SHIFT - II (0122)

| | | | | | | | | |
|--------------|-----------|------------|------------|-----------|------------|----|------------|------------|
| Maths | 1 | 23 | 16 | 5 | 70 | | 45 | 70 |
| Comp.Sci | 4 | 54 | 34 | 18 | 100 | 10 | 110 | 110 |
| B.C.A | 2 | 63 | 34 | 11 | 100 | 10 | 110 | 110 |
| Bio | 2 | 12 | 16 | 10 | 40 | | 40 | 40 |
| Micro | 2 | 29 | 13 | 0 | 40 | 4 | 44 | 44 |
| B.Com | 17 | 114 | 70 | 32 | 210 | 21 | 233 | 231 |
| B.B.A | 5 | 26 | 29 | 17 | 70 | 7 | 77 | 77 |
| M.Sc CS | 1 | 5 | 6 | 3 | 26 | | 15 | 26 |
| TOTAL | 34 | 326 | 218 | 96 | 656 | | 674 | 708 |

| | |
|--------------|-------------|
| SHIFT I | 1278 |
| SHIFT II | 674 |
| Total | 1952 |

Principal