



# SRI SANKARA ARTS AND SCIENCE COLLEGE

Autonomous

A Unit of Sri Kanchi Kamakoti Peetam Charitable Trust  
and Affiliated to University of Madras | Accredited by NAAC with 'A' Grade

ENATHUR, KANCHIPURAM - 631 561.

Phone : 044-27264066

Mail : [admin@sankaracollege.edu.in](mailto:admin@sankaracollege.edu.in)

Website : [www.sankaracollege.edu.in](http://www.sankaracollege.edu.in)

## Minutes of the Admission Committee Meeting held on 19.10.2021

Venue: Board Room.

### Members Present:

1. Dr. V. B. Hrishikesan, Secretary, Sri Sankara Arts and Science College
2. Dr. K. R. Venkatesan, Principal, Sri Sankara Arts and Science College
3. Mr. R. Krishnamurthy, Head, Dept. of Computer Science
4. Mr. S. Deivasigamani, Assistant Professor, Dept. of Tamil
5. Mr. S. Balaji, Assistant Professor, Dept. of Computer Science
6. Mr. K. Ramakrishnan, Assistant Professor, Dept. of Maths

### Agenda of the Meeting:

- To review the admission process for the academic year 2021-22.
- To discuss the statistics relating to the admission process such as number of applications sold, number of students admitted, etc.,
- To decide on the number of additional seats to be applied for from the University of Madras in the respective Departments.
- To analyse the student ratio for each course.
- To discuss the conformity of the admission rules and regulations set by the Government of Tamil Nadu and University of Madras.

### Proceedings of the Meeting:

- The welcome address was delivered by Mr. R. Krishnamurthy, Head, Dept. of Computer Science.
- Principal revealed that the total number of application forms sold for the current academic year as listed below:

APPLICATIONS SOLD	UG	PG
TOTAL	1917	390

- Principal announced the final head count of the number of students admitted for the academic year 2021-22 in the UG & PG programmes as stated below:

DEPARTMENT	STUDENTS ADMITTED	
	UG	PG
BBA	136	60
BCA	276	-
BCOM	485	42
BIO CHEMISTRY	43	19
BIO TECH	53	22
BSC CS	244	52
ENGLISH	51	29
MATHS	48	40
MICROBIOLOGY	99	29
PHYSICS	26	28
TAMIL	110	31
CST	4	-
<b>TOTAL</b>	<b>1575</b>	<b>352</b>






- Admission statistics for the academic year 2021-22 is enclosed as Annexure.
- After taking stock of the admission demands for each course, Principal announced that an additional 15% of allotted seats have been sought from the University of Madras, towards additional intake for various Departments.
- Principal also brought out the student ratio statistical analysis for the respective Departments as mentioned below:

DEPARTMENT	STUDENTS RATIO			
	Application received		Students admitted	
	UG	PG	UG	PG
BBA	145	76	136	60
BCA	290	-	276	-

BCOM	520	42	485	42
BIO CHEMISTRY	49	19	43	19
BIO TECH	63	22	53	22
BSC CS	255	52	244	52
ENGLISH	55	29	51	29
MATHS	52	41	48	40
MICROBIOLOGY	110	29	99	29
PHYSICS	30	28	26	28
TAMIL	115	31	110	31
CST	4	-	4	-
<b>TOTAL</b>	<b>1688</b>	<b>369</b>	<b>1575</b>	<b>352</b>

- Principal reiterated that the admission procedures were carried out with strict adherence to the rules and regulations set by Government of Tamil Nadu and University of Madras.
- Principal personally thanked all the committee members for rendering their dedicated service for the Admissions 2021-22.
- The meeting concluded with vote of thanks delivered by S. Deivasigamani, Assistant Professor, Dept. of Tamil.

**Signature of the Members:**

1. Dr. V. B. Hrishikesan - 
2. Dr. K. R. Venkatesan -   
19/10/21.
3. Mr. R. Krishnamurthy - 
4. Mr. S. Deivasigamani - 
5. Mr. S. Balaji - 
6. Mr. K. Ramakrishnan - 