



SRI SANKARA ARTS AND SCIENCE COLLEGE

Autonomous

*A Unit of Sri Kanchi Kamakoti Peetam Charitable Trust
and Affiliated to University of Madras | Accredited by NAAC with 'A' Grade*

ENATHUR, KANCHIPURAM - 631 561.

Phone : 044 - 27264066

Mail : admin@sankaracollege.edu.in Website : www.sankaracollege.edu.in

Minutes of the Admission Committee Meeting held on 13.10.2022

Venue:Board Room.

Members Present:

1. Dr. V. B. Hrishikesan, Secretary, Sri Sankara Arts and Science College
2. Dr. K. R. Venkatesan, Principal, Sri Sankara Arts and Science College
3. Mr. R. Krishnamurthy, Head, Dept. of Computer Science
4. Mr. S. Deivasigamani, Assistant Professor, Dept. of Tamil
5. Dr.R.Karthikeyan, Assistant Professor, Dept. of Computer Science
6. Mr. M.Ganapathi,Assistant Professor, Dept. of Tamil

Agenda of the Meeting:

- To review the admission process for the academic year 2022-23.
- To discuss the statistics relating to the admission process such as number of applications sold, number of students admitted, etc.,
- To decide on the number of additional seats to be applied for from the University of Madras in the respective Departments.
- To analyse the student ratio for each course.
- To discuss the conformity of the admission rules and regulations set by the Government of Tamil Nadu and University of Madras.

Proceedings of the Meeting:

- The welcome address was delivered by Mr. R. Krishnamurthy, Head, Dept. of Computer Science.
- Principal revealed that the total number of application forms sold for the current academic year as listed below:

APPLICATIONS SOLD	UG	PG
TOTAL	1820	312

- Principal announced the final head count of the number of students admitted for the academic year 2022-23 in the UG & PG programmes as stated below:

DEPARTMENT	STUDENTS ADMITTED	
	UG	PG
BBA	98	60
BCA	275	-
BCOM	322	40
BIO CHEMISTRY	55	13
BIO TECH	54	15
BSC CS	275	33
ENGLISH	42	32
MATHS	16	27
MICROBIOLOGY	95	29
PHYSICS	20	15
TAMIL	111	27
CST	6	-
TOTAL	1369	291






- Admission statistics for the academic year 2022-23 is enclosed as Annexure.
- After taking stock of the admission demands for each course, Principal announced that an additional 10% of allotted seats have been sought from the University of Madras, towards additional intake for various Departments.
- Principal also brought out the student ratio statistical analysis for the respective Departments as mentioned below:

DEPARTMENT	STUDENTS RATIO			
	Application received		Students admitted	
	UG	PG	UG	PG

BBA	103	81	98	60
BCA	298	-	275	-
BCOM	340	40	322	40
BIO CHEMISTRY	60	13	55	13
BIO TECH	58	15	54	15
BSC CS	293	33	275	33
ENGLISH	47	32	42	32
MATHS	19	27	16	27
MICROBIOLOGY	101	29	95	29
PHYSICS	24	15	20	15
TAMIL	122	27	111	27
CST	6	-	6	-
TOTAL	1471	312	1369	291

- Principal reiterated that the admission procedures were carried out with strict adherence to the rules and regulations set by Government of Tamil Nadu and University of Madras.
- Principal personally thanked all the committee members for rendering their dedicated service for the Admissions 2022-23.
- The meeting concluded with vote of thanks delivered by S. Deivasigamani, Assistant Professor, Dept. of Tamil.

Signature of the Members:

1. Dr. V. B. Hrishikesan - 
2. Dr. K. R. Venkatesan - 
3. Mr. R. Krishnamurthy - 
4. Mr. S. Deivasigamani - 
5. Dr. R. Karthikeyan - 
6. Mr. M. Ganapathi - 